

- NOTES: 1) OPTION SAFETY SIDE SUPERSCAN INHIBIT WITH MAGNETIC REED SWITCH.  
 2) SWITCH MUST BE ADJUSTED TO OPEN AT APPROXIMATELY 70 DEGREES.  
 3) LO-21 RED AND BLACK WIRES CONNECT TO THE SOLENOID VALVE.

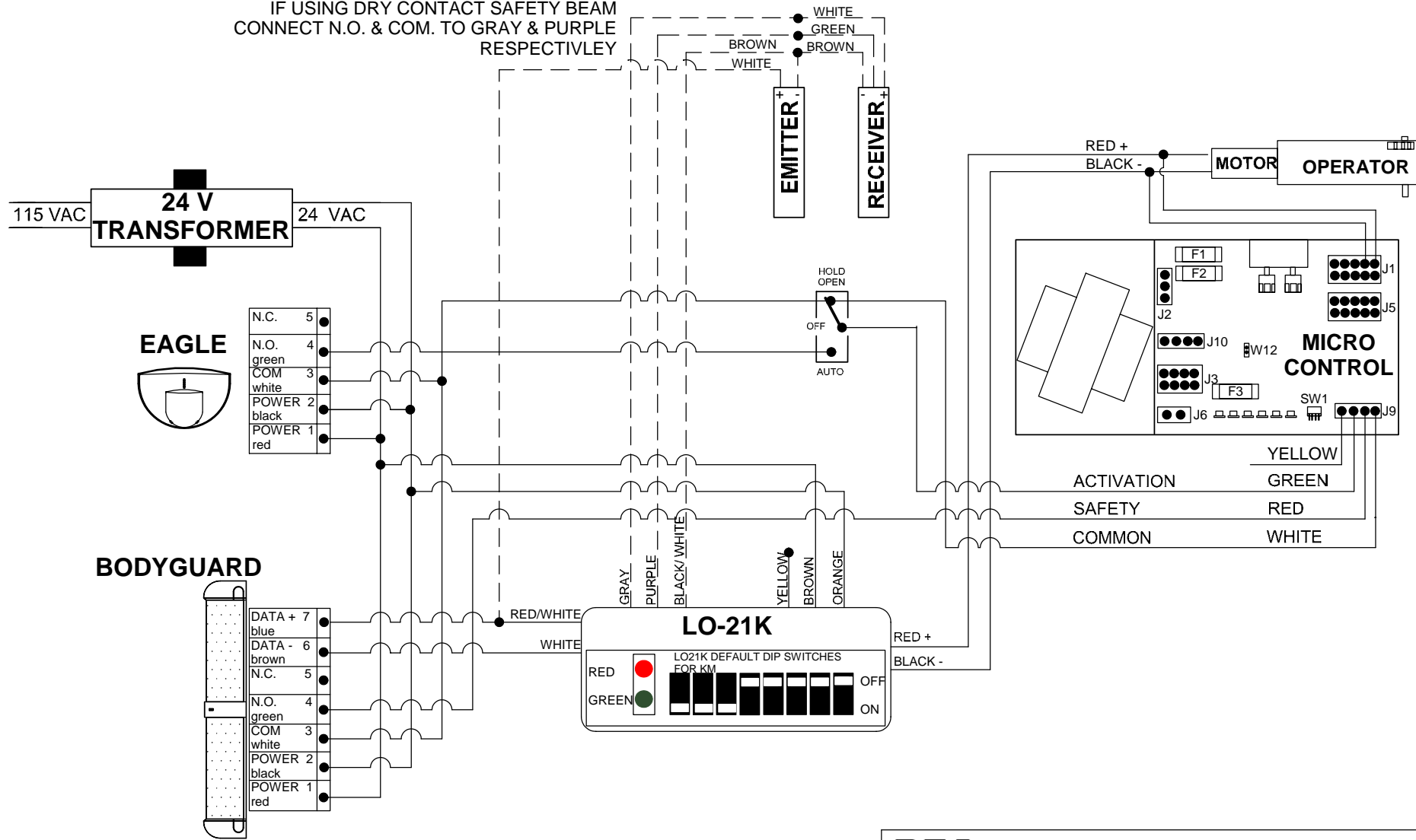


B.E.A., Inc.  
 100 Enterprise Drive, Pittsburgh, PA 15275  
 PH: (412) 249-4100 FAX: (412) 249-4101

**TITLE: KM 2000 "B" CONTROL WITH EAGLE, BODYGUARD, SUPERSCANS, INHIBIT RELAY**

SIZE:	CAGE CODE:	DWG NO:	FILE OF:	DRAWN BY:	REV:
A		80.0111	ENG'G	JED	01
SCALE:	DATE:		SHEET:		
NONE	05 JAN 04		1 OF 1		

IF USING DRY CONTACT SAFETY BEAM  
CONNECT N.O. & COM. TO GRAY & PURPLE  
RESPECTIVELY



- NOTES: 1) WIRE LO-21 RED / BLACK WIRES TO MICRO-SWITCH WHEN STACK OR LATCH ASSIST FUNCTIONS ARE TURNED ON. (SEE NOTE 2)  
 2) AN ADDITIONAL MICROSWITCH WILL NEED INSTALLED ON OPERATOR ORIENTED 180 DEGREES FROM CLOSED LATCH SPEED SWITCH. THIS WILL PROVIDE PROPER VOLTAGE TO THE LO21K. CONTACT B.E.A. TECHNICAL SUPPORT FOR WIRING INFORMATION.  
 3) SW-1 SETTINGS (UP IS OFF) 1.PUSH-N-GO 2. LATCH ASSIST 3. RATCHET FUNCTION 4. STACK PRESSURE.  
 4) DUAL CONTROL SHOWN  
 5) SW-1 CALIBRATION SWITCH REMOVE JUMPER AFTER 1ST ACTIVATION AFTER INITIAL POWER UP. STORE ON 1 POST.

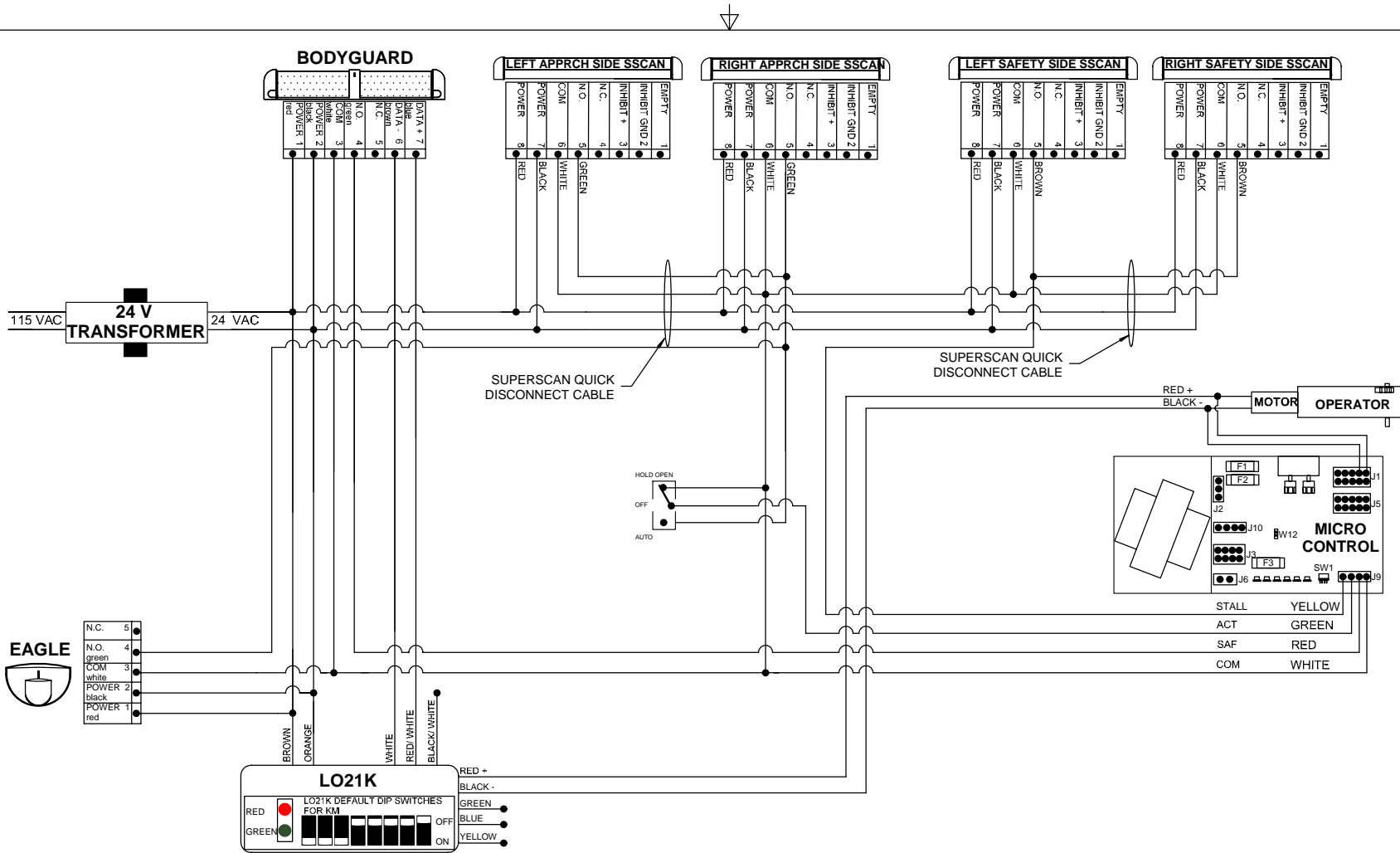
IF AFTER TROUBLESHOOTING A PROBLEM, A SATISFACTORY SOLUTION CANNOT BE ACHIEVED, PLEASE CALL B.E.A., INC. FOR FURTHER ASSISTANCE DURING EASTERN STANDARD TIME AT 1-800-523-2462 FROM 8AM - 5PM. FOR AFTER-HOURS, CALL EAST COAST: 1-866-836-1863 OR 1-800-407-4545 / MID-WEST: 1-888-308-8843 / WEST COAST: 1-888-419-2564. DO NOT LEAVE ANY PROBLEM UNRESOLVED. IF YOU MUST WAIT FOR THE FOLLOWING WORKDAY TO CALL B.E.A., LEAVE THE DOOR INOPERABLE UNTIL SATISFACTORY REPAIRS CAN BE MADE. NEVER SACRIFICE THE SAFE OPERATION OF THE AUTOMATIC DOOR OR GATE FOR AN INCOMPLETE SOLUTION.WEB: WWW.BEASENSORS.COM

**BEA**  
 We open up New Horizons  
 HALMA GROUP COMPANY

100 ENTERPRISE DRIVE  
 PITTSBURGH, PA 15275  
 PHONE: (412) 249-4100  
 FAX: (412) 249-4101  
 EMAIL: www.beasensors.com

**TITLE: KM 3100 "K" CONTROL WITH  
 COMMANDER SYSTEM**

SIZE: <b>A</b>	DRAWN BY: KJG	REV BY: TUC	PART NO: <b>80.0134.01</b>
	SCALE: NONE	DATE: 23 NOV 2005	SHEET 1 OF 1



- NOTES: 1 ) SW-1 SETTINGS (UP IS OFF) 1.PUSH-N-GO 2. LATCH ASSIST 3. RATCHET FUNCTION 4. STACK PRESSURE.  
 2 ) DUAL CONTROL SHOWN  
 3 ) SW-1 CALIBRATION SWITCH REMOVE JUMPER AFTER 1ST ACTIVATION AFTER INITIAL POWER UP. STORE ON 1 POST.

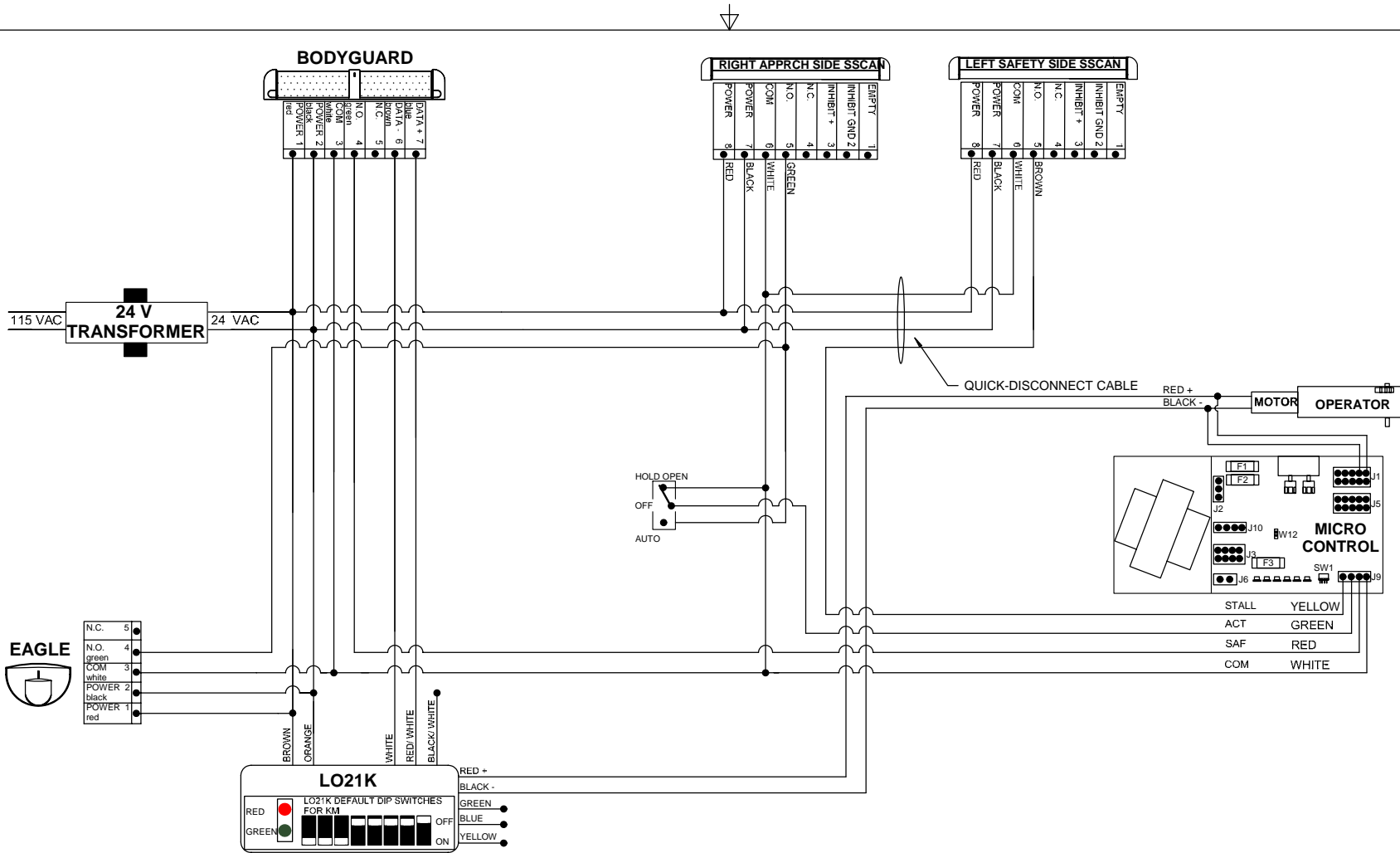
IF AFTER TROUBLESHOOTING A PROBLEM, A SATISFACTORY SOLUTION CANNOT BE ACHIEVED, PLEASE CALL B.E.A., INC. FOR FURTHER ASSISTANCE DURING EASTERN STANDARD TIME AT 1-800-523-2462 FROM 8AM - 5PM. FOR AFTER-HOURS, CALL EAST COAST: 1-866-836-1863 OR 1-800-407-4545 / MID-WEST: 1-888-308-8843 / WEST COAST: 1-888-419-2564. DO NOT LEAVE ANY PROBLEM UNRESOLVED. IF YOU MUST WAIT FOR THE FOLLOWING WORKDAY TO CALL B.E.A., LEAVE THE DOOR INOPERABLE UNTIL SATISFACTORY REPAIRS CAN BE MADE. NEVER SACRIFICE THE SAFE OPERATION OF THE AUTOMATIC DOOR OR GATE FOR AN INCOMPLETE SOLUTION.WEB: WWW.BEASENSORS.COM

**BEA**  
 We open up New Horizons  
 HAMA GROUP COMPANY

100 ENTERPRISE DRIVE  
 PITTSBURGH, PA 15275  
 PHONE: (412) 249-4100  
 FAX: (412) 249-4101  
 EMAIL: www.beasensors.com

**TITLE: KM 3000/3100 (MICRO) K-CONTROL  
 LO21K, W/PARALLAX 2 SYSTEM  
 Q-DISCONNECT ON APPROACH SIDE**

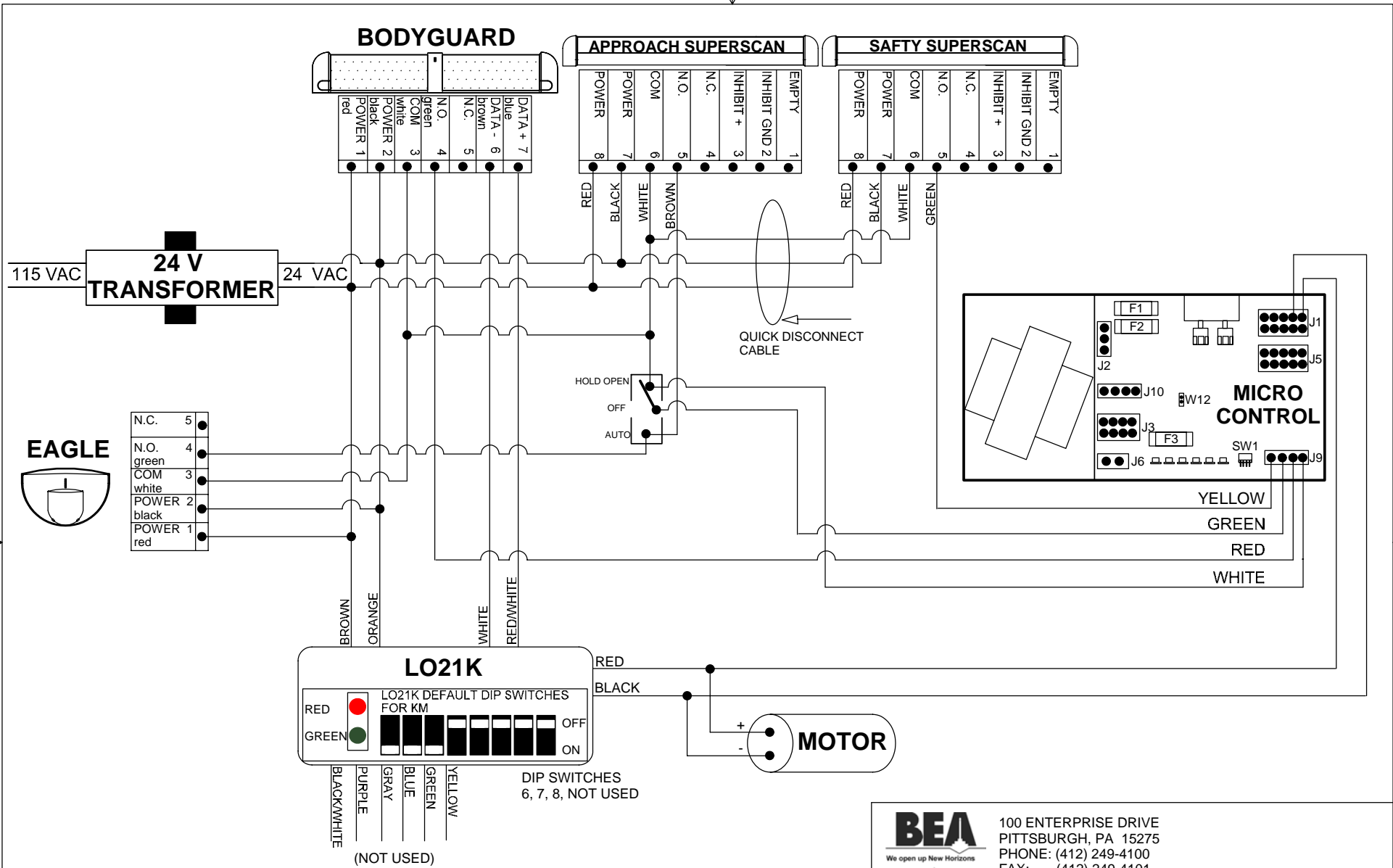
SIZE: <b>B</b>	DRAWN BY: KJG	REV BY: TUC	PART NO: <b>80.0176.02</b>
SCALE: NONE	DATE: 01 DEC 2005	SHEET 1 OF 1	



- NOTES: 1 ) SW-1 SETTINGS (UP IS OFF) 1.PUSH-N-GO 2. LATCH ASSIST 3. RATCHET FUNCTION 4. STACK PRESSURE.  
 2 ) DUAL CONTROL SHOWN  
 3 ) SW-1 CALIBRATION SWITCH REMOVE JUMPER AFTER 1ST ACTIVATION AFTER INITIAL POWER UP. STORE ON 1 POST.

IF AFTER TROUBLESHOOTING A PROBLEM, A SATISFACTORY SOLUTION CANNOT BE ACHIEVED, PLEASE CALL B.E.A., INC. FOR FURTHER ASSISTANCE DURING EASTERN STANDARD TIME AT 1-800-523-2462 FROM 8AM - 5PM. FOR AFTER-HOURS, CALL EAST COAST: 1-866-836-1863 OR 1-800-407-4545 / MID-WEST: 1-888-308-8843 / WEST COAST: 1-888-419-2564. DO NOT LEAVE ANY PROBLEM UNRESOLVED. IF YOU MUST WAIT FOR THE FOLLOWING WORKDAY TO CALL B.E.A., LEAVE THE DOOR INOPERABLE UNTIL SATISFACTORY REPAIRS CAN BE MADE. NEVER SACRIFICE THE SAFE OPERATION OF THE AUTOMATIC DOOR OR GATE FOR AN INCOMPLETE SOLUTION.WEB: WWW.BEASENSORS.COM

		100 ENTERPRISE DRIVE PITTSBURGH, PA 15275 PHONE: (412) 249-4100 FAX: (412) 249-4101 EMAIL: www.beasensors.com	
<b>TITLE: KM 3000/3100 (MICRO) K-CONTROL          LO21K, W/PARALLAX 1 SYSTEM          Q-DISCONNECT ON APPROACH SIDE</b>			
SIZE: <b>B</b>	DRAWN BY: KJG	REV BY: TUC	PART NO: <b>80.0177.02</b>
SCALE: NONE	DATE: 01 DEC 2005	SHEET 1 OF 1	



- NOTES: 1) SW-1 SETTINGS (UP IS OFF) 1.PUSH-N-GO=(OFF). 2. LATCH ASSIST=(OFF). 3. RATCHET FUNCTION=(OFF).4. STACK PRESSURE=(OFF).  
 2) LO21K: DIP SWITCHES 6, 7, 8, NOT USED.  
 3) SW-1 CALIBRATION SWITCH (LOCATED ON CONTROL) REMOVE JUMPER AFTER 1ST ACTIVATION AFTER INITIAL POWER UP. STORE ON 1 POST.

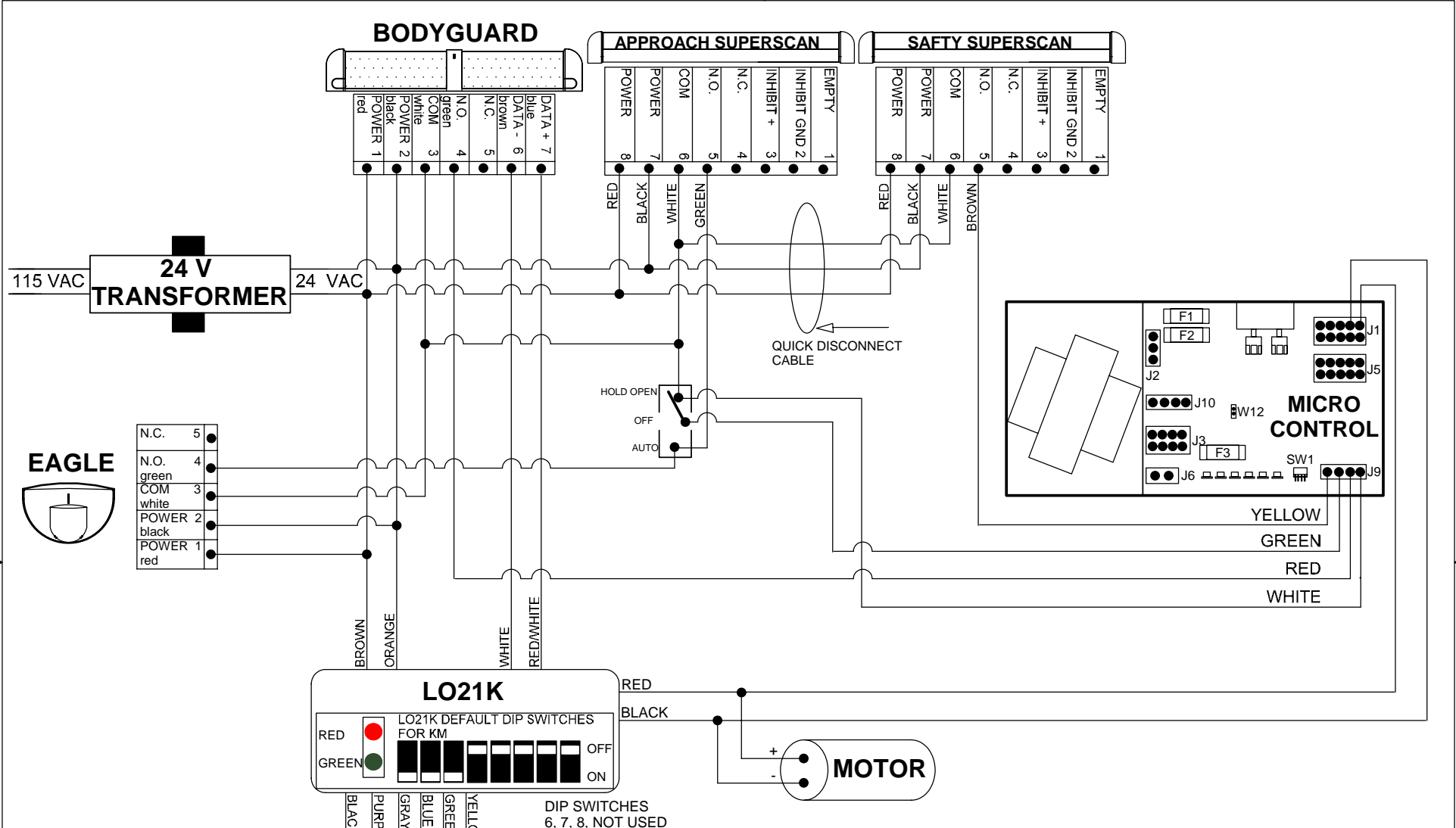
IF AFTER TROUBLESHOOTING A PROBLEM, A SATISFACTORY SOLUTION CANNOT BE ACHIEVED, PLEASE CALL B.E.A., INC. FOR FURTHER ASSISTANCE DURING EASTERN STANDARD TIME AT 1-800-523-2462 FROM 8AM - 5PM. FOR AFTER-HOURS, CALL EAST COAST: 1-866-836-1863 OR 1-800-407-4545 / MID-WEST: 1-888-308-8843 / WEST COAST: 1-888-419-2564. DO NOT LEAVE ANY PROBLEM UNRESOLVED. IF YOU MUST WAIT FOR THE FOLLOWING WORKDAY TO CALL B.E.A., LEAVE THE DOOR INOPERABLE UNTIL SATISFACTORY REPAIRS CAN BE MADE. NEVER SACRIFICE THE SAFE OPERATION OF THE AUTOMATIC DOOR OR GATE FOR AN INCOMPLETE SOLUTION.WEB: WWW.BEASENSORS.COM

**BEA** 100 ENTERPRISE DRIVE  
 PITTSBURGH, PA 15275  
 PHONE: (412) 249-4100  
 FAX: (412) 249-4101  
 EMAIL: www.beasensors.com

We open up New Horizons  
 HALMA GROUP COMPANY

**TITLE: KM 3000/3100 (MICRO) K-CONTROL  
 LO21K, W/PARALLAX 1 SYSTEM  
 Q-Disconnect on Safety Side**

SIZE: <b>A</b>	DRAWN BY: TUC	REV BY: TUC	PART NO: <b>80.0210.01</b>
	SCALE: NONE	DATE: 18 OCT 2005	SHEET 1 OF 1



- NOTES: 1) SW-1 SETTINGS (UP IS OFF) 1. PUSH-N-GO(OFF). 2. LATCH ASSIST(OFF). 3. RATCHET FUNCTION(OFF). 4. STACK PRESSURE(OFF).  
 2) LO21K: DIP SWITCHES 6, 7, 8, NOT USED.  
 3) SW-1 CALIBRATION SWITCH REMOVE JUMPER ON CONTROL AFTER 1ST ACTIVATION AFTER INITIAL POWER UP. STORE ON 1 POST.

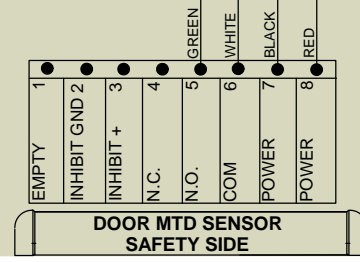
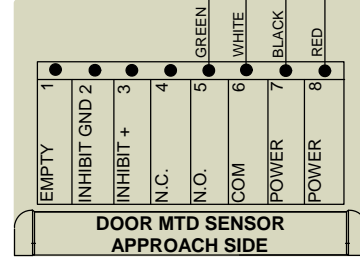
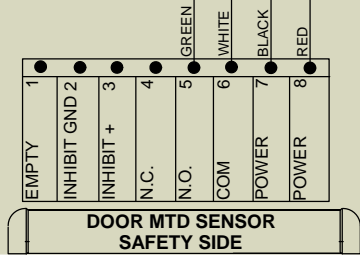
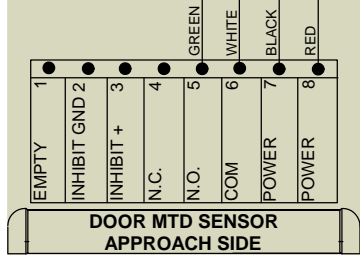
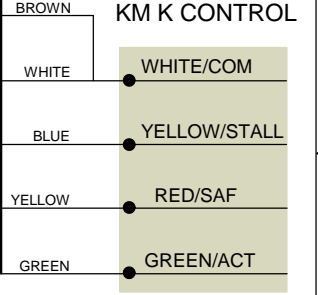
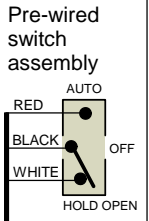
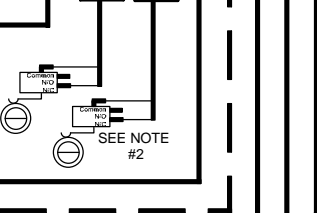
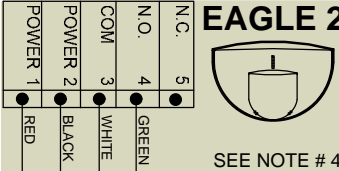
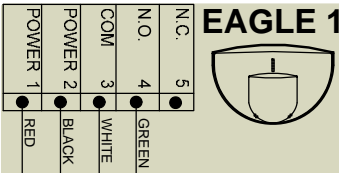
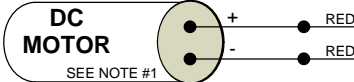
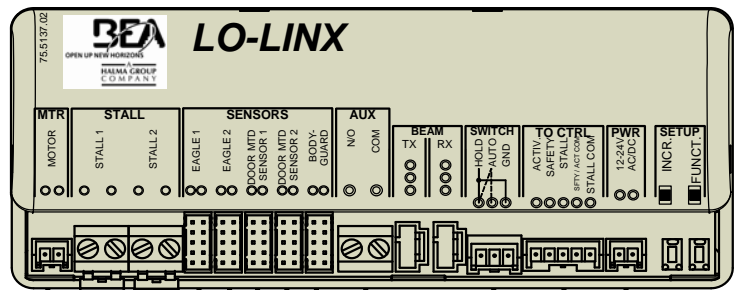
IF AFTER TROUBLESHOOTING A PROBLEM, A SATISFACTORY SOLUTION CANNOT BE ACHIEVED, PLEASE CALL B.E.A., INC. FOR FURTHER ASSISTANCE DURING EASTERN STANDARD TIME AT 1-800-523-2462 FROM 8AM - 5PM. FOR AFTER-HOURS, CALL EAST COAST: 1-866-836-1863 OR 1-800-407-4545 / MID-WEST: 1-888-308-8843 / WEST COAST: 1-888-419-2564. DO NOT LEAVE ANY PROBLEM UNRESOLVED. IF YOU MUST WAIT FOR THE FOLLOWING WORKDAY TO CALL B.E.A., LEAVE THE DOOR INOPERABLE UNTIL SATISFACTORY REPAIRS CAN BE MADE. NEVER SACRIFICE THE SAFE OPERATION OF THE AUTOMATIC DOOR OR GATE FOR AN INCOMPLETE SOLUTION.WEB: WWW.BEASENSORS.COM

**BEA**  
 We open up New Horizons  
 HALMA GROUP COMPANY  
 100 ENTERPRISE DRIVE  
 PITTSBURGH, PA 15275  
 PHONE: (412) 249-4100  
 FAX: (412) 249-4101  
 EMAIL: www.beasensors.com

**TITLE: KM 3000/3100 (MICRO) K-CONTROL  
 LO21K, W/PARALLAX 1 SYSTEM  
 Q-Disconnect on Approach Side**

SIZE: <b>A</b>	DRAWN BY: TUC	REV BY: TUC	PART NO: <b>80.0211.01</b>
	SCALE: NONE	DATE: 18 OCT 2005	SHEET 1 OF 1

LO-LINX SWING	GREEN ACT.	WHITE COM.	YELLOW SAF.	BLUE STALL	BROWN STAL COM.
BESAM 300	13	12	11	15, 17	16, 18
BESAM M/P	3	4	9	5	13
DOM	YELLOW	GREY	BLUE	PURPLE	GREY
GT 300/400	BLACK	RED	WHITE	WHITE	RED
GT MAG	6 BLACK	5 RED	4 WHITE	3 VIOLET	5 RED
HORTON 4180	2	3, 6, 8	4	10	3, 6, 8
HUNTER	ACT.	RTN	SAF. 1	SAF. 2	RTN
KM K	GREEN	WHITE	RED	YELLOW	WHITE
STANLEY "L"	ORANGE	YELLOW	RED	BLUE	YELLOW
STANLEY M/P	2	18	7	7	18
STANLEY 521	TB4-5	TB4-4	TB4-8	TB4-10	TB4-9
TORMAX TDA	2	1, 3, 6, 8	8 & 9	7	1, 3, 6, 8



**NOTES:**

1. MOTOR CONNECTION IS TIED IN PARALLEL TO EXISTING MOTOR LEADS. NO RESPECT TO PARALITY IS REQUIRED.
2. EXTERNAL SWITCHES ARE REQUIRED IF INHIBIT DESIRED AT SWING SIDE SUPERSkans, SWITCH OPENS UPON INHIBIT POINT.
3. THE KNOWING ACT SWITCH IS CONNECTED AT THE AUX INPUT AND CAN BE ANY DRY CONTACT DEVICE SUCH AS A PUSHPLATE, CARD READER, ETC. THE AUX INPUT IS REQUIRED FOR ALL INITIAL ACTIVATION WHEN FUNCTION 'FA' ON THE LO-LINX IS SET TO '01'.
4. THE SECOND BODYGUARD AND EAGLE ARE PRIMARILY USED IN DUAL-EGRESS APPLICATIONS. ENSURE BODYGUARD RELAY VALUE IS SET TO 2.

IF AFTER TROUBLESHOOTING A PROBLEM, A SATISFACTORY SOLUTION CANNOT BE ACHIEVED, PLEASE CALL B.E.A., INC. FOR FURTHER ASSISTANCE DURING EASTERN STANDARD TIME AT 1-800-523-2462 FROM 8AM - 5PM. FOR AFTER-HOURS, CALL EAST COAST: 1-866-836-1863 OR 1-800-407-4545 / MID-WEST: 1-888-308-8843 / WEST COAST: 1-888-419-2564. DO NOT LEAVE ANY PROBLEM UNRESOLVED. IF YOU MUST WAIT FOR THE FOLLOWING WORKDAY TO CALL B.E.A., LEAVE THE DOOR INOPERABLE UNTIL SATISFACTORY REPAIRS CAN BE MADE. NEVER SACRIFICE THE SAFE OPERATION OF THE AUTOMATIC DOOR OR GATE FOR AN INCOMPLETE SOLUTION. WEB: WWW.BEASENSORS.COM

BEA  
OPEN UP NEW HORIZONS  
A HALMA GROUP COMPANY

100 ENTERPRISE DRIVE  
PITTSBURGH, PA 15275  
PHONE: (412) 249-4100  
FAX: (412) 249-4101  
EMAIL: www.beasensors.com

**TITLE: KM "K" CONTROL**  
**LO-LINX SYSTEM**

SIZE: A	DRAWN BY: JED	REV BY: TUC	PART NO: 80.0286.00
SCALE: NONE	DATE: 10/15/2007	SHEET 1 OF 1	